




# Scores

## TECHNOLOG

2025






### Overall scores

Score visibility	 Climate change	 Forests	 Water security
Private			
If you were requested by any Supply Chain members or Capital Markets Signatories, they can see these scores.	<b>B</b>	-	-
Public			
Visible on your organization's profile on the CDP website.	-	-	-

This score is private.

### Category scores

Category scores are combined to produce your overall score. Some categories have a higher weighting than others to reflect their importance, which varies depending on your sector. Not all categories are relevant to every environmental issue. [View scores guidance.](#)

Category name	 Climate change	 Forests	 Water security
Business Strategy	B	-	-
Commodity Visibility and Reporting	-	-	-
Context	B	-	-
DCF Status	-	-	-
Dependencies, Impacts, Risks and Opportunities Process	B	-	-
Emissions Reduction Initiatives	B	-	-
Emissions Reduction Initiatives and Low Carbon Products	-	-	-
Energy	B	-	-
Engagement in Activities and Initiatives	-	-	-
Environmental Policies	B	-	-

Governance	B	-	-
Opportunity Disclosure	B	-	-
Portfolio Impact	-	-	-
Pricing Environmental Externalities	-	-	-
Public Policy Engagement and Industry Collaboration	-	-	-
Risk Disclosure	B	-	-
Scope 1 and 2 Emissions	B	-	-
Scope 1, 2 and 3 Emissions	C	-	-
Scope 3 Emissions	-	-	-
Targets	B	-	-
Value Chain Engagement	B	-	-
Verification (Incl. Emissions)	B	-	-
Water Accounting	-	-	-
Water Pollution Management Procedures	-	-	-